

NEW APPROACH IN COLOR DISTORTION REDUCTION IN UNDERWATER CORAL REEF COLOR

by Pujiono Pujiono

Submission date: 02-Apr-2020 02:48PM (UTC+0700)

Submission ID: 1287650736

File name: NT_BASED_ON_ESTIMATION_ABSORPTION_USING_EXPONENTIAL_EQUATION.pdf (665.54K)

Word count: 4305

Character count: 23092

NEW APPROACH IN COLOR DISTORTION REDUCTION IN UNDERWATER CORAL REEF COLOR IMAGE ENHANCEMENT BASED ON ESTIMATION ABSORPTION USING EXPONENTIAL EQUATION

¹PUJIONO, ¹PULUNG NURTANTIO ANDONO, ²EKO MULYANTO YUNIARNO, ²I KETUT EDDY PURNAMA, ²MOCHAMAD HARIADI

¹Department of Computer Science, Dian Nuswantoro University, Semarang, Indonesia

²Department of Electrical Engineering, Institut Teknologi Sepuluh Nopember, Surabaya, Indonesia

E-mail: ¹pujiono@dsn.dinus.ac.id, ¹pulung@dinus.ac.id, ²ekomulyanto@te.its.ac.id, ²ketut@te.its.ac.id, ²mochar@te.its.ac.id

ABSTRACT

Indonesia's coral reef shares 18% part of the world's coral reef. It is estimated that Indonesia's coral reef comprises of 51,000 km². It is estimated that 7% of coral reef is in very good condition, 33% good, 45% is damaged, and 15% poor. The color of coral reef indicates its health. One difficulty to identify the original color of coral reef is that the color changes when it is taken out of water. Color distortion of an underwater image is caused by light spread and color change. Color spread occurs because some light beam is reflected and refracted by underwater environment, whereas underwater object color change is caused by different light wave when spreading in the water. This research proposes an exponential approach to enhance the appearance of coral reef in underwater image. This approach restores the color constancy of red, green, and blue. The result is measured by using Peak Signal to Noise Ratio, and it gives PSNR value of 20.58. We concluded that exponential approach can enhance underwater coral reef color well.

Keywords: Coral Reef, Color Image Enhancement, Absorption, Color Constancy, Exponential Equation

1. INTRODUCTION

Indonesia is the biggest archipelago in the world. It has 81,000 km shoreline and more than 17,508 islands. Its coral reef comprises the width of 51,000 km², sharing the portion of 51% of Asia's and 18% of the world's coral reef. 7% of coral reef is in very good condition, 33% good, 45% is damaged, and 15% poor [1] [2]. One indicator of coral reef health is the original color of coral reef. The difficulty to identify the original color of coral reef is that the color changes when it is taken out of water.

Generally, underwater image quality is very low because the incoming light in the water influenced underwater particles [3] [4] [5]. Two main causes of underwater image color distortion are light spread and color change. Color spread occurs because some light beam is reflected and refracted by underwater environment. Meanwhile, underwater object color change is caused by different light wave when spreading in the water. Red is absorbed nearly 100% under the water surface, while green

and blue are penetrated deeper, thus green and blue dominate [6].

Another method is called Unsupervised Colour Method [7]. It is based on color correction in RGB and HSI color models. The result of this method shows that it is more efficient to eliminate bluish color and to enhance reddish color in underwater images.

Another approach is based estimates of absorption of light, polynomial approach can enhance underwater color image, the result of this approach approximates the color a color image on the surface of the water [3] [4]. None of their proposed methods can eliminate color distortion that is caused by color spread and color change occurring simultaneously [8]. The color quality of coral reefs very low level of brightness due to environmental influences underwater became one of the problems in this study.

In this paper we propose exponential equation approach to eliminate color distortion for underwater coral reef color image enhancement.

Two stages of the approach used, the first step of this approach is determining the equation of the relation between color intensity on the water surface and that in a certain depth. The second step is determining the function of color intensity absorption below the water surface by using least square method.

2. RELATED WORKS

Pujiono, et.al. [3] [4] proposed a polynomial approach based on the absorption of light to enhance the color of underwater image. Two steps being taken are the first to determine the relationship between the intensity of the color on the surface of the water with the color at depth below the water surface, the second stage determines the absorption coefficient using least square. The results of this approach can enhance underwater color image as color images on the surface of the water. Implementation of polynomial approach can improve the color of coral reefs as approaching the original color or color on the surface of the water.

Pujiono, et.al [5] proposed exponential approach to enhance color of underwater image. The results of this approach can enhance underwater color image just as its original color. Evaluated exponential approach measured by using Peak Signal to Noise Ratio yielding an average value of 19.29.

Iqbal K, Salam RA, Osman A, and Talib AZ [6], In the underwater environment the level of clarity of an image degraded by the absorption and scattering of light, this causes a color will dominate the color. In an effort to improve color image underwater the proposed color-based approach in contrast stretching. There are two objective of this approach first contrast stretching algorithm with RGB to match the color contrast in the image; second, saturation and intensity contrast stretching HSI is used to improve the color of the actual and reverse lighting problems.

Iqbal K, Olayo M, James A, Salam RA and Talib AZ [7] Absorption and scattering of light in the underwater environment causing underwater image has low contrast and the color is not uniform thus affecting the quality of image processing under water. In this paper, the proposed method of unsupervised color correction, wherein the method is based on the color balance, contrast correction RGB color model and contrast correction HSI color model. The results of this approach to efficiently reduce the intensity of blue color, increasing the

intensity of red, improve lighting so improve underwater color image

Chong-Yi Li, et al [9], the effects of absorption and scattering caused underwater image degradation, so that the display and analysis of underwater images that do have limitations. The low contrast and color quality underwater images lowering the level of detection accuracy of underwater images and recognition of marine biology. Methods of improving the image of underwater systematic algorithm using an underwater image dehazing and a contrast enhancement algorithm. Dehazing algorithms in principle to restore visibility and underwater color image, while contrast enhancement algorithm based distribution histogram previous work to increase the contrast and brightness of colors underwater. There are two versions of the output generated from the proposed method, the first version in the form of color relatively original and natural as well as in accordance with the display while the version of the output of the two levels of contrast and brightness so high that it can be used to get more detailed information of the image underwater.

Miao Yang and Arcot Sowmya [10], the main purpose of underwater video capture is to evaluate the image quality under water. Currently there is no proposed metrics for evaluating color quality underwater imagery (UCIQE). Absorption and scattering characteristics underwater does not allow the application to directly measure the quality of underwater images of the underwater environment is different. This paper testing subjectively underwater image quality. The statistical distribution of the image pixel under water in the CIELAB color space associated with the subjective evaluation showed sharpness and correlates well with the subjective perception of image quality. The new metric approach UCIQE which is a linear combination of chroma, saturation and contrast for measuring non-uniform color, blur and low contrast. Experiments were performed to describe the performance metrics UCIQE and the ability to measure the results of image enhancement under water. Results of research conducted show there is good correlation metric UCIQE with a subjective opinion score.

Yan-Tsung Peng and Pamela C. Cosman [11] distortion of the color and low contrast to the image of the underwater because light is scattered and absorbed by the light propagates in the water. A depth estimation method based on image blur and the absorption of light used in Image Formation Model (IFM) to improve and enhance the image of

the underwater. The proposed method can estimate more accurate depth underwater scene.

Yan-Tsung Peng, et al. [12] propose new approaches to improve the image of the underwater use the image blur based on depth estimation. The experimental results show that the proposed method can result in increased underwater pictures better in different lighting conditions compared to the repair method based on Image Formation Model (IFM).

Yaomin wang, et al. [13] currently one of the important and fundamental task in underwater research is improving the image of the underwater. Approach the models and the virtual retina image quality assessment (IQA), where in the virtual retina model approach produces a high correlation with the human visual system and then make an adaptive image enhancement strategy. The strategy for improving adaptive image taken with a kind of a no-reference image quality assessment based patch Discrete Cosine Transform (PDCT), which indicates whether the patch images are naturally uniform or not. The proposed approach to achieve great performance, effective and precision for underwater imagery

Guuraksin et.al [14] underwater image resolution and contrast is very low due to the absorption and scattering of light underwater, this condition causes one of the colors dominate the color. Underwater image enhancement approach using differential evolution algorithm is able to reduce the effects of scattering and absorption of light in water. Sudhar et.al [15] Dark Channel Prior approaches with Contrast Limited Adaptive Histogram Equalization is used to improve underwater pictures have performance improves contrast and reduces noise underwater pictures.

Chiang, J.Y., and Chen, Y.C. [16], two major sources that cause a decrease in visibility and underwater image contrast is light scattering and discoloration. The scattering of light caused by light entering into the water is absorbed and reflected by particles of water while color changes due to the different wavelengths when light propagates in the water. Proposed WCID algorithm, where the algorithm is able to complete the scattering of light and color change and improve the contrast of colors underwater.

Andono, P.N., et al. [17] the quality of underwater image is one of the factors that determine the underwater image registration. Proposed a method improving the image of the underwater use of adaptive filtering based on CLAHE using Rayleigh distribution. The result of applying this method increases by 41% for image

registration using SIFT approach. Adaptive CLAHE method can be an alternative solution to improve the performance of image registration underwater compared to manual contrast stretching

Hitam, M.S., Yussof, W.N.J.H.W., Aludin, E.A., Bachok, Z [18] The low quality of the image underwater due to the physical properties of the water medium. Proposed a new method that is mixture Contrast Limited Adaptive Histogram Equalization specifically developed to enhance underwater color image. This method operates on RGB and HSV color models, and the results of both models are combined using the Euclidean norm. The results showed that the proposed approach can enhance the quality and image contrast underwater..

Shamsuddin et. al. [19] Underwater imagery is a challenge in the world of photography due to the low resolution and a regular digital camera. The problems in underwater image as low level visibility, low lighting, light scattering and color change. In this study proposed two techniques to perform manual color correction is a technique and automation. Results of manual techniques more precise and effective way to perform color correction of underwater imagery.

Rai, R.K., Gour, P., and Singh B [20], Underwater object is not clearly visible because of the low contrast and light scattering, so the difficulty in performing object segmentation underwater. In this research object segmentation underwater, where underwater image quality improved by using Contrast Limited Adaptive Histogram Equalization and object segmentation is done by using the histogram thresholding. The results of this research is the method CLAHE able to increase the contrast and equalizes the histogram more efficiently. Beohar, R. and Sahu P [9] Difficulties in the analysis of objects underwater because of the image in the underwater environment loses the detail of the object. In this paper used the method Contrast Limited Adaptive Histogram Equalization and 2D median filter to improve the image of the underwater and image segmentation using histogram thresholding for later analysis. The results of this research is the method CLAHE with 2D median filter not only improves the contrast but also equalizes the image histogram more efficiently

SwarnaLakshmi, R. and Loganathan, B [21] Environmental conditions underwater object color is distorted because the incoming light is diffused in water and partly absorbed by the particles of color under water causing one color dominates the underwater object. The proposed method of feature extraction algorithms and color constancy, where

the results of this method can improve underwater color image

3. MATERIALS AND METHOD

3.1. Data Acquisition and Location

The data were taken in Karimunjawa islands. It is located in the north of Java island, Indonesia, at 5° 49' - 5° 57' South Latitude and 110° 04' - 110° 40' East Longitude, as shown in Figure 1. Due to the natural diversity in Karimunjawa islands, based on the decree of Forestry Minister of Republic of Indonesia, it becomes natural conservation area [17].



Figure 1: Karimunjawa Island, Central Java, Indonesia

The coral reef images were taken by using Olympus Tough-8010 camera, with 1280X720 pixel resolution a 5 meter depth under the water surface, as shown in Fig. 2. The coral reef objects were taken in the form of videos. The researchers conducted three sessions of video taking, each session took 20-30 minutes to obtain videos with better quality. The videos were next converted into images to process the color enhancement.



Figure 2: Data Acquisition

3.2. Exponential Equation

Exponential equation is an approach to determine the constancy of red, green, and blue in

underwater image. This approach consists of two steps: first, determining the absorption function of color intensity on the water surface and the color intensity in a certain water depth; second, determining the absorption coefficient by using least square. According to Beer-Lambert law the exponential equation in underwater image color intensity can be stated as follows [5]:

$$I_k = I_p e^{-ck} \quad (1)$$

where I_k, I_p are image color intensity in k depth and image color intensity on the water surface respectively, e^{-ck} is absorption function with c is absorption coefficient and k is depth at k

The image samples consist of six colors on the water surface, in 1 meter, 2 meter, 3 meter, 4 meter, and 5 meter depth below the water surface, Figure 3.




Figure 3. (a). water surface (b). 1 meter depth (c). 2 meter depth (d). 3 meter depth, (e). 4 meter depth (f). 5 meter depth

The images were taken from objects having basic colors of red, green, and blue (Figure 4).




Figure 4 : Basic color : Red, Green and blue

The basic colors were used to determine the value of average intensity of those colors (Table 1).

Table 1: The Value of RGB Color Intensity in each Depth

Depth (m)	Color		
	Red	Green	Blue
0	254.38	226.57	199.08
1	72.04	126.51	116.79

2	47.8	160.39	140.64
3	78.86	162.81	143.51
4	115.91	204.36	180.93
5	83.37	200.73	177.94

By applying logarithm equation and minimizing with least square [5] [8], in equation (1) and Table 1, the correlation between intensity of color on the water surface and a depth k for red, green, and blue can be obtained as follows:

$$I_{kr} = I_{pr} e^{-0.0005k} \quad (2)$$

$$I_{kg} = I_{pg} e^{-0.0005k} \quad (3)$$

$$I_{kb} = I_{pb} e^{-0.0005k} \quad (4)$$

I_{kr} , I_{kg} and I_{kb} are image color intensities at k depth for red, green, and blue respectively, while I_{pr} , I_{pg} and I_{pb} are color intensities on the water surface for red, green, and blue respectively, k is a depth.

Equation (2), (3), and (4) are exponential approach to enhance the image based on the constancy of red, green, and blue [5]. Given the intensity of red, green, and blue at k depth, therefore the intensity of red, green, and blue on the water surface can be determined. The intensity of red, green, and blue are the basic of an image. If the image color at k depth is identified, by using exponential the image color on the water surface can be determined.

4. EXPERIMENTAL AND RESULT

The coral reef images were taken in Karimunjawa. They are in the form of video file taken by using Olympus Tough-8010 with 1280 x 720 pixel resolution. The video file was then extracted into images. One of these images can be seen in Figure 5.



Figure 5 Image Extraction

The process of enhancing underwater image color quality involved exponential equation approach. It was performed by using fifty Karimunjawa coral reef samples. The result of exponential equation was measured by using Mean Square Error (MSE) and Peak Signal to Noise Ratio (PSNR) method. Table 2, shows the average value of MSE and PSNR for Red, Green and Blue color respectively.

Table 2: The Value of MSE and PSNR

Method	MSE			PSNR		
	Red	Green	Blue	Red	Green	Blue
HE	1342,73	587,05	553,88	17,85	21,12	21,40
CLAHE	992,38	649,76	613,98	18,39	20,14	20,38
Exponential Equation	3550,08	263,41	208,95	12,83	23,93	24,97

Figure 6, Show the average Peak Signal to Noise Ratio (PSNR) of Exponential approach, yielding the average value of Peak Signal to Noise Ratio is 20.58. This value is greater than that using Histogram Equalization (HE) and Contrast Limited Adaptive Histogram Equalization (CLAHE).

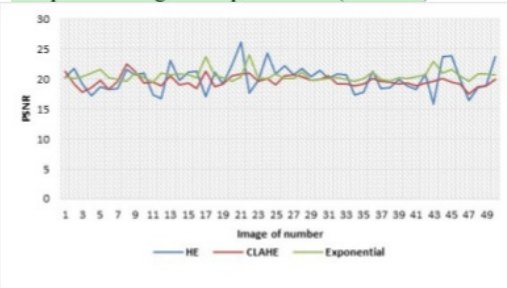


Figure 6 : The average value of PSNR

A histogram graphic of red, green, and blue color channels of the underwater image (Figure 7a) and image colors after exponential equation application (Figure 7b). The brightness enhancement of green and blue color channels after exponential equation application is relatively small compared to that of red color channel. This is because in 5 meter depth below the water surface red is mostly absorbed whereas green and blue are penetrated, and even dominate [18].

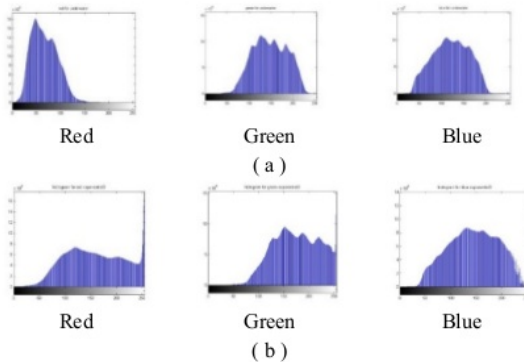


Figure 7 : (a) histogram graphic of underwater image, (b) histogram graphic of image using exponential equation

The results of exponential equation are displayed in Fig. 8. Shows coral reef and fish image in 5 meter depth below the water surface in which yellow dominates. By applying Histogram Equalization (HE) and Contrast Limited Adaptive Histogram Equalization (CLAHE) the coral reef is contrastingly dominated by purplish color, whereas by applying exponential equation the coral reef color appears similar to its color in the water depth with better brightness.





Figure 8 : Coral Reef and Fish Image


Figure 9 shows a stone-like coral reef in 5 meter depth that has low visibility. By applying Histogram Equalization (HE) and Contrast Limited Adaptive Histogram Equalization (CLAHE), the

stone-like coral reef object is dominated by purplish color with fair contrast, while exponential approach gives a more natural color and better brightness to the object.



Underwater

Using HE



Using CLAHE


Using Exponential

Figure 9: a Stone-like Coral Reef



Underwater

Using HE



Using CLAHE

Using Exponential

Figure 10 : Coral Reef

Figure 10 Presents coral reef color with relatively low contrast. By applying Histogram Equalization (HE) and Contrast Limited Adaptive Histogram Equalization (CLAHE) the coral reef is dominated by purplish color that is highly contrasting, and the color is also brighter despite purplish color domination. The exponential equation approach gives a color that is relatively similar to that in 5 meter depth with a fairly good brightness level despite hazy appearance.

5. CONCLUSION

This research proposes an exponential approach to enhance underwater coral reef color. This equation restores the color constancy of basic colors is red, green, and blue color. The first step of this approach is determining the equation of the relation between color intensity on the water surface and that in a certain depth. The second step is determining the function of color intensity absorption below the water surface by using least square method.

The result of exponential equation approach is measured by using Peak Signal to Noise Ratio which results in PSNR value average of 20.58, this value is better than existing methods. It can be concluded that exponential equation approach can enhance the underwater image color better. A further research is necessary to improve coral reef color in more than 5 meter depth by applying other approaches that has better.

REFERENCES:

- [1] A. Habibi, N. Setiasih and J. Sartin, "A Decade of Reef Check Monitoring : Indonesian Coral Reefs, Condition and Trends," in *The Indonesian Reef Check Network*, 2007.
- [2] A. D. Santoso and Kardono, "Teknologi Konservasi dan Rehabilitasi Terumbu Karang," *Jurnal Teknologi Lingkungan*, vol. 3, no. 9, pp. 121-126.
- [3] P. Pujiono, P. N. Andono, E. M. Yuniarno, I. K. E. Purnama and M. Hariadi, "Underwater Coral Reef Color Image Enhancement Based on Polynomial Equation," *International Review on Computer and Software*, vol. 11, no. 2, pp. 147-150, 2016.
- [4] P. Pujiono, E. M. Yuniarno, I. K. E. Purnama, M. H. Purnomo and M. Hariadi, "Mathematical Model for Underwater Color Constancy Based on Polynomial Equation," *Journal of Theoretical and Applied Information Technology*, vol. 87, no. 1, pp. 159-166, 2014.
- [5] P. Pujiono, E. M. Yuniarno, I. K. E. Purnama and M. Hariadi, "A New Approach for Underwater Color Image Enhancement Based on Light Absorption Using Exponential Equation," *International Journal of Multimedia and Ubiquitous Engineering*, vol. 11, no. 11, pp. 403-412, 2016.
- [6] I. Kashif, R. A. Salam, A. Osman and A. Z. Talib, "Underwater Image Enhancement Using an Integrated Colour Model," *IAENG International Journal of Computer Science*, vol. 4, no. 2, 2007.
- [7] K. Iqbal, M. Odetayo, A. James, R. A. Salam and A. Z. H. Talib, "Enhancing The Low Quality Images Using Unsupervised Colour Correction Method," in *IEEE International Conference on Systems Man and Cybernetics (SMC)*, 2010.
- [8] Y. C. John and C. Ying-Ching, "Underwater Image Enhancement by Wavelength Compensation and Dehazing," *IEEE Transaction on Image Processing*, vol. 21, no. 4, pp. 1756-1769, 2012.
- [9] C.-Y. Li, J.-C. Guo, R.-M. Cong, Y.-W. Pan and B. Wang, "Underwater Image Enhancement BY Dehazing With Minimum Information Loss and Histogram Distribution Prior," *IEEE Transactions on Image Processing*, vol. 25, no. 12, pp. 5664 - 5677, 2016.
- [10] Y. Miao and S. Arcot, "An Underwater Color Image Quality Evaluation Metric," *IEEE Transactions on Image Processing*, vol. 24, no. 12, pp. 6062 - 6071, 2015.
- [11] P. Yan-Tsung and C. Pamela, "Underwater Image Restoration based on Image Blurriness and Light Absorption," *IEEE Transactions on Image Processing*, vol. PP, no. 99, pp. 1-1, 2017.
- [12] P. Yan-Tsung, Z. Xiangyun and C. C. Pamela, "Single underwater image enhancement using depth estimation based on blurriness," *IEEE International Conference on Image Processing (ICIP)*, 2015.
- [13] W. Yaomin , C. Ruijie, RuiNian, H. Bo, L. Xunfei , G. Jen-Hwa and L. Amaury, "Underwater image enhancement strategy with virtual retina model and image quality assessment," *OCEANS 2016 MTS/IEEE Monterey*, 2016.

- [14] G. E. Guraksin, U. Kose and O. Deperlioglu, "Underwater image enhancement based on contrast adjustment via differential evolution algorithm," in *2016 International Symposium on INnovations in Intelligent SysTems and Applications*, Sinaia, Romania, 2016.
- [15] M. Sudhansu, S. K. Salman and C. P. Umesh, "Underwater Image Enhancement Based on Dark Chanr⁶ Prior and Histogram Equalization," in *International Conference on Innovations in information Embedded and Communication Systems (ICIIECS)*, Coimbatore, Ind¹⁴, 2016.
- [16] Y. C. John, C. Ying-Ching and C. Yung-Fu, "Underwater Image Enahancement : Using Wavelength Compensation and Image Dehazing (WCID)," *Lecture Notes in Computer Science*, vol. 6915, pp. 372-383, 2011.
- [17] P. N. Andono, I. K. E. Purnama and M. Hariadi, "Underwater Image Enhancement Using Adaptive Filtering³⁰ or Enhanced SIFT-Based Image Matching," *International Journal of Theoretical and Applied Information Technology*, vol. 52, no. 3, pp. 273-280, 2013.
- [18] M. S. Hitam, W. N. J. Hj Wan Yussof, E. A. Awalludin and Z. Bachok, "Mixture Contrast Limited Adaptive Histogram Equalization⁹ Underwater Image Enhancement," in *International Conference on Computer Applications Technology (ICCAT)*, Sousee, 2013.²¹
- [19] N. bt Shamsuddin, W. F. bt Wan Ahmad, B. b Baharudin and M. K. b Mohd Rajuddin, "S⁴⁶ificance Level of Image Enhancement," in *International Conference on Computer and Information Science (ICCIS)*, 2013.⁵³
- [20] R. kumar Rai, P. Gour and B. Singh, "International Journal of Emerging⁴⁵ Technology and Advanced Engineering," *International Journal of Imerging Technology and Advanced Engineering* , vol. 2, no. 1, 2012.
- [21] S. R. and L. B. , "An Efficient Underwater Image Enhancement Us¹⁷ Color Constancy Deskewing Algorithm," *International Journal of Innovative Research in Computer and Communication Engineering*, vol. 3, no. 8, 2015.
- [22] L. D. Paulo, R. N. Erickson, S. B. Silvia and F. M. C. Mario, "Underwater Depth Estimation and Imag¹⁶Restoration Based on Single Images," *IEEE Computer Graphics and Applications*, vol. 36, no. 2, pp. 24 - 35, 2016.

NEW APPROACH IN COLOR DISTORTION REDUCTION IN UNDERWATER CORAL REEF COLOR

ORIGINALITY REPORT

14%

SIMILARITY INDEX

6%

INTERNET SOURCES

10%

PUBLICATIONS

8%

STUDENT PAPERS

PRIMARY SOURCES

- 1** V. Gradisnik, M. Pavlovic, B. Pivac, I. Zulim. "Study of the color detection of a-Si:H by transient response in the visible range", IEEE Transactions on Electron Devices, 2002
Publication 1%
- 2** www.irjet.net
Internet Source 1%
- 3** Xiangyu Deng, Huigang Wang, Xing Liu, Qingyue Gu. "State of the art of the underwater image processing methods", 2017 IEEE International Conference on Signal Processing, Communications and Computing (ICSPCC), 2017
Publication <1%
- 4** ijeei.org
Internet Source <1%
- 5** "Advances in Multimedia Information Processing – PCM 2018", Springer Science and Business Media LLC, 2018 <1%

6 link.springer.com <1 %
Internet Source

7 Chunmei Qing, Wenyong Huang, Siqi Zhu, Xiangmin Xu. "Underwater image enhancement with an adaptive dehazing framework", 2015 IEEE International Conference on Digital Signal Processing (DSP), 2015
Publication

8 Submitted to Punjab Technical University <1 %
Student Paper

9 Gur Emre Guraksin, Omer Deperlioglu, Utku Kose. "Chapter 11 A Novel Underwater Image Enhancement Approach with Wavelet Transform Supported by Differential Evolution Algorithm", Springer Science and Business Media LLC, 2019
Publication

10 Submitted to Gulf University <1 %
Student Paper

11 Gur Emre Guraksin, Utku Kose, Omer Deperlioglu. "Underwater image enhancement based on contrast adjustment via differential evolution algorithm", 2016 International Symposium on INnovations in Intelligent SysTems and Applications (INISTA), 2016
Publication

12

I Made Oka Widyantara, Wirawan, Gamantyo Hendranto. "Wyner-Ziv video coding with improved motion field using bicubic interpolation", 2011 2nd International Conference on Instrumentation, Communications, Information Technology, and Biomedical Engineering, 2011

Publication

<1%

13

www.ijert.org

Internet Source

<1%

14

c006.w3.ctust.edu.tw

Internet Source

<1%

15

Konstantinos N. Plataniotis, Anastasios N. Venetsanopoulos. "Chapter 1 Color Spaces", Springer Science and Business Media LLC, 2000

Publication

<1%

16

mycomputer.computer.org

Internet Source

<1%

17

issuu.com

Internet Source

<1%

18

Sarra Hajri, Fathi Kallel, Ahmed Ben Hamida. "Contrast enhancement and feature extraction algorithms of finger knucle print image for personal recognition", 2018 4th International Conference on Advanced Technologies for

<1%

Signal and Image Processing (ATSIP), 2018

Publication

19

Muhammad Abrar, Tri Aryono, Yaya Ihya Ulumuddin, Giyanto. "Long-term monitoring of coral reef condition at Abang Islands and around area, Batam Islands, Kepulauan Riau, Indonesia", AIP Publishing, 2019

Publication

<1%

20

en.wikipedia.org

Internet Source

<1%

21

Amal AbuNaser, Iyad Abu Doush, Nahed Mansour, Sawsan Alshatnawi. "Underwater Image Enhancement Using Particle Swarm Optimization", Journal of Intelligent Systems, 2015

Publication

<1%

22

Kohei Nomura, Daisuke Sugimura, Takayuki Hamamoto. "Underwater Image Color Correction using Exposure-Bracketing Imaging", IEEE Signal Processing Letters, 2018

Publication

<1%

23

Submitted to Arcadia High School

Student Paper

<1%

24

Submitted to University of Liverpool

Student Paper

<1%

25

[fibercablesdirect.com](https://www.fibercablesdirect.com)

<1%

26

Submitted to Liverpool John Moores University

Student Paper

<1%

27

Rajni Sethi, Sreedevi Indu. "Fusion of Underwater Image Enhancement and Restoration", International Journal of Pattern Recognition and Artificial Intelligence, 2019

Publication

<1%

28

Xingyu Chen, Zhengxing Wu, Junzhi Yu, Li Wen. "A Real-time and Unsupervised Advancement Scheme for Underwater Machine Vision", 2017 IEEE 7th Annual International Conference on CYBER Technology in Automation, Control, and Intelligent Systems (CYBER), 2017

Publication

<1%

29

scholarcommons.usf.edu

Internet Source

<1%

30

ijcseonline.org

Internet Source

<1%

31

iris.univpm.it

Internet Source

<1%

32

Md. Sajedul Islam, Md. Ali Hossain, Dr. Md. Al Mamun. "An Improved Approach for Underwater

<1%

Image Enhancement Through Color Correction, Contrast Synthesis and Dehazing", 2019 International Conference on Computer, Communication, Chemical, Materials and Electronic Engineering (IC4ME2), 2019

Publication

33

"Advances in Multimedia, Software Engineering and Computing Vol.2", Springer Science and Business Media LLC, 2012

Publication

34

Submitted to University of Exeter

Student Paper

35

Wenjun Luo, M. El Zarki. "Quality control for VBR video over ATM networks", IEEE Journal on Selected Areas in Communications, 1997

Publication

36

Submitted to University of Aberdeen

Student Paper

37

www.hindawi.com

Internet Source

38

Keming Cao, Yan-Tsung Peng, Pamela C. Cosman. "Underwater Image Restoration using Deep Networks to Estimate Background Light and Scene Depth", 2018 IEEE Southwest Symposium on Image Analysis and Interpretation (SSIAI), 2018

Publication

<1%

<1%

<1%

<1%

<1%

<1%

39

Submitted to Institute of Research &
Postgraduate Studies, Universiti Kuala Lumpur

Student Paper

<1%

40

eprints.unm.ac.id

Internet Source

<1%

41

qmro.qmul.ac.uk

Internet Source

<1%

42

Yilu Guo, Hongbo Liu, Yao Chen, Waqar Riaz et
al. "Color restoration method for underwater
objects based on multispectral images",
OCEANS 2016 - Shanghai, 2016

Publication

<1%

43

Guanying Huo, Ziyin Wu, Jiabiao Li.
"Underwater Image Restoration Based on Color
Correction and Red Channel Prior", 2018 IEEE
International Conference on Systems, Man, and
Cybernetics (SMC), 2018

Publication

<1%

44

Submitted to Universiti Malaysia Terengganu
UMT

Student Paper

<1%

45

www.professeur-alexandre-georges.info

Internet Source

<1%

46

Submitted to Universiti Brunei Darussalam

Student Paper

<1%

47 Hong Peng, Meiqing Wang, Choi-Hong Lai. "Design of parallel algorithms for fractal video compression", International Journal of Computer Mathematics, 2007 <1%

Publication

48 Submitted to Auckland University of Technology <1%

Student Paper

49 Submitted to Universiti Putra Malaysia <1%

Student Paper

50 Submitted to Universitas Siswa Bangsa Internasional <1%

Student Paper

51 Submitted to SASTRA University <1%

Student Paper

52 Muldi Yuhendri, Mochammad Ashari, M H Purnomo. "Linear Quadratic Regulator design for modular matrix converter using Genetic Algorithm", 2011 IEEE 3rd International Conference on Communication Software and Networks, 2011 <1%

Publication

53 Miao Yang, Bo Yin, Zhiqiang Wei, Yixiang Du, Jintong Hu. "Effective estimation of background light in underwater image dehazing", OSA Continuum, 2019 <1%

Publication

54

Submitted to Universitas Diponegoro

Student Paper

<1%

55

Submitted to Universiti Sains Malaysia

Student Paper

<1%

56

Guojia Hou, Zhenkuan Pan, Guodong Wang,
Huan Yang, Jinming Duan. "An efficient
nonlocal variational method with application to
underwater image restoration",
Neurocomputing, 2019

Publication

<1%

Exclude quotes On

Exclude matches

< 1 words

Exclude bibliography On

NEW APPROACH IN COLOR DISTORTION REDUCTION IN UNDERWATER CORAL REEF COLOR

GRADEMARK REPORT

FINAL GRADE

/0

GENERAL COMMENTS

Instructor

PAGE 1

PAGE 2

PAGE 3

PAGE 4

PAGE 5

PAGE 6

PAGE 7

PAGE 8
